

Scaled data based on original data using  
LM-79-08 Approved Method: Electrical and Photometric Measurements of Solid-  
State Lighting Products

Test Report Prepared for  
Cooper Lighting Solutions  
(formerly Eaton)

Brand: INVUE

Report Number: P140628

Luminaire Tested: **EMM-E02-LED-E1-5XQ-8030**

Issue Date: 03/03/2020

**Test Information**

Test Method: LM-79-08  
Report Number: P140628  
REPORT IS SCALED FROM IESNA LM-79-08 TEST DATA (P33688)  
Test Lab: INNOVATION CENTER-P3  
Issue Date: 03/03/2020  
Manufacturer: COOPER LIGHTING SOLUTIONS (FORMERLY EATON)  
Product Line: INVUE  
Catalog Number: EMM-E02-LED-E1-5XQ-8030  
Description: EPIC MODERN MEDIUM DECORATIVE LED LUMINAIRE  
(2) LIGHTBARS WITH AccuLED OPTICS - TYPE 5 SQUARE EXTRA WIDE  
Light Source: (42) 3000K CCT, 80 CRI LEDs  
Ballast/Driver: -

**Summary**

Lumens per Lamp: N/A  
Luminaire Lumens: 5032.8 lumens  
Efficiency: N/A  
Efficacy: 96.6 lumens/watt  
Luminous Opening: Rectangular (W 0.33' x L: 1' x H: 0')  
IES Classification: Type V - Short - Non-Cutoff  
BUG Rating: B3 - U0 - G2

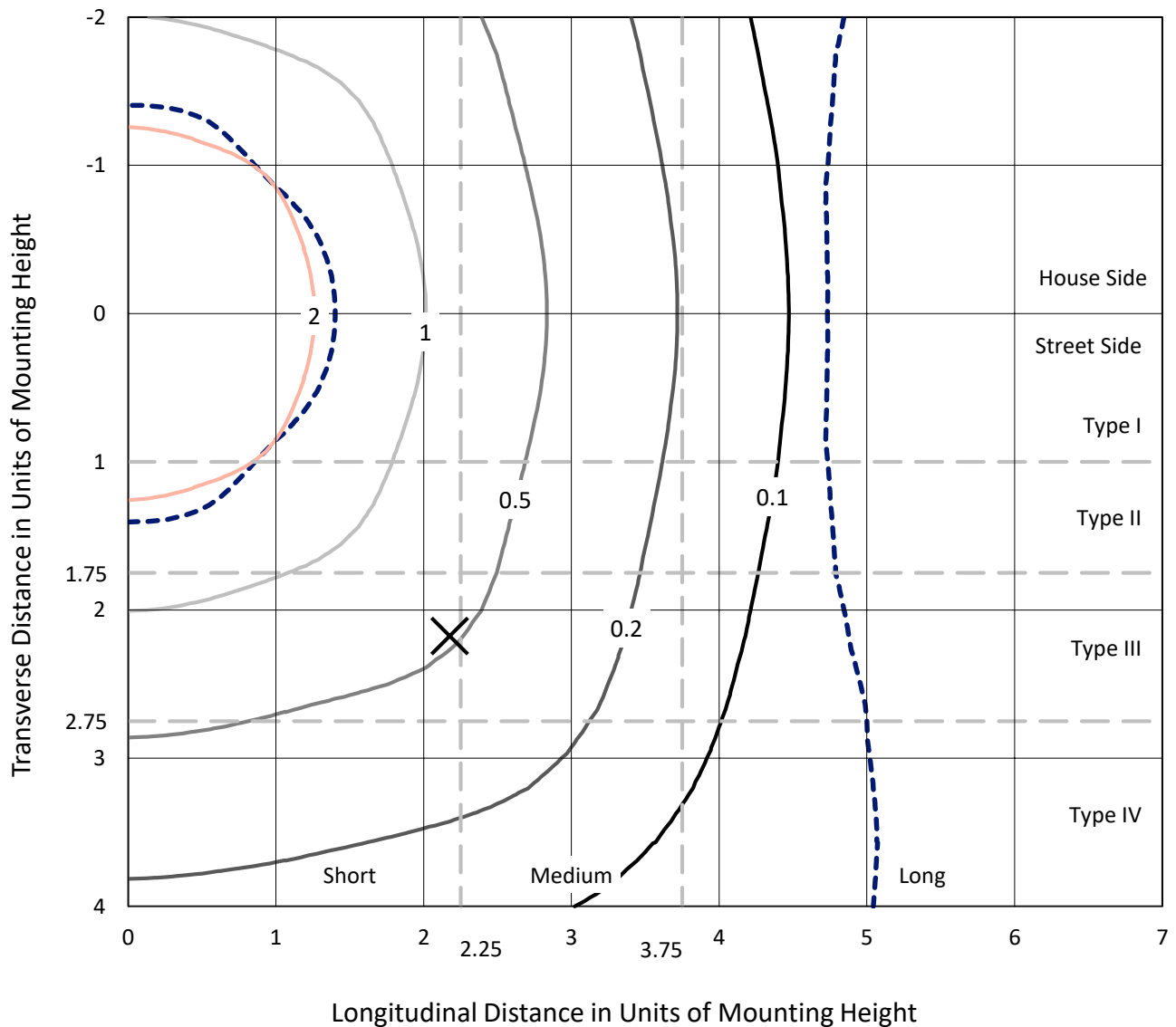
Input Watts (W): 52.1  
Input Voltage (V): NR  
Input Current (Ain): NR  
Voltage Rise (V): NR  
Power Factor: NR  
Total Harmonic Distortion (THDi): NR  
Frequency (hertz): 60  
Stabilization Time: NR  
Operation Time: NR  
Ambient Temperature (°C): NR  
Test Distance: 25 FT



REPORT NUMBER: P140628  
 CATALOG NUMBER: EMM-E02-LED-E1-5XQ-8030

### Iso-Footcandle Lines of Horizontal Illumination

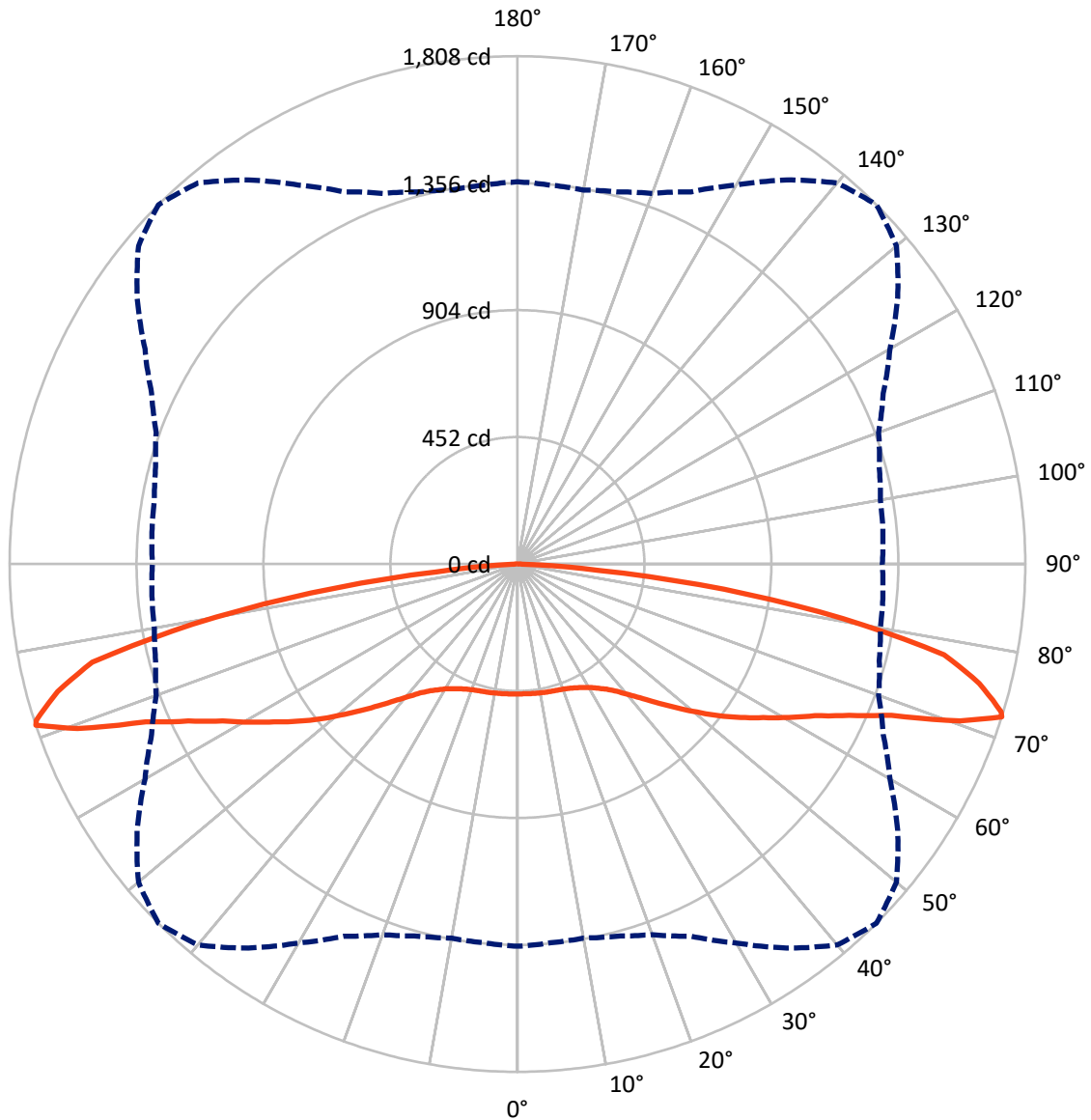
× Max cd  
 - - - 1/2 Max cd



Based on 10 foot mounting height. Maximum calculated value = 4.6 fc  
 Type V - Short - Non-Cutoff

REPORT NUMBER: P140628  
CATALOG NUMBER: EMM-E02-LED-E1-5XQ-8030

### Luminous Intensity Polar Plot



— Vertical Plane Through 45-Deg Lateral    - - - Horizontal Cone Through 72-Deg Vertical

REPORT NUMBER: P140628

CATALOG NUMBER: EMM-E02-LED-E1-5XQ-8030

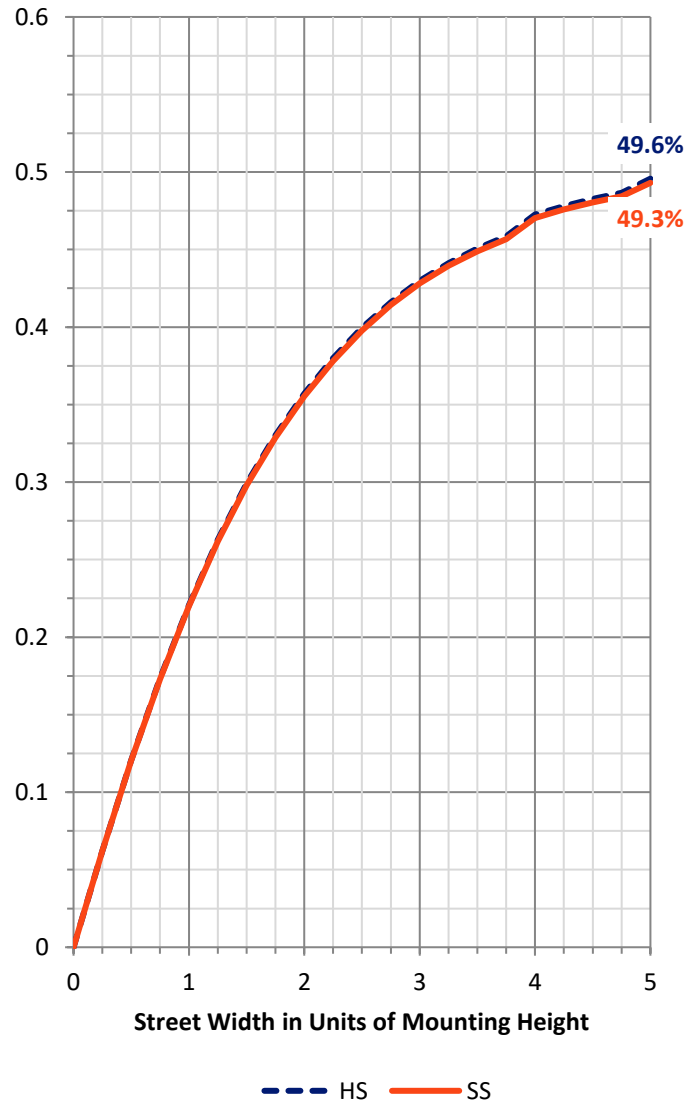
**FLUX DISTRIBUTION:**

		Downward	Upward	Total
<b>House Side</b>	Lumens	2516.4	0.0	2516.4
	% Fixture	50.0	0.0	50.0
<b>Street Side</b>	Lumens	2516.4	0.0	2516.4
	% Fixture	50.0	0.0	50.0
<b>Total</b>	Lumens	5032.8	0.0	5032.8
	% Fixture	100.0	0.0	100.0

**Coefficient of Utilization**

**ZONAL LUMENS:**

Zone	Lumens	% Fixture
0°-10°	44.4	0.9
10°-20°	133.5	2.7
20°-30°	225.9	4.5
30°-40°	343.7	6.8
40°-50°	544.2	10.8
50°-60°	833.9	16.6
60°-70°	1224.3	24.3
70°-80°	1388.8	27.6
80°-90°	294.2	5.8
90°-100°	0.0	0.0
100°-110°	0.0	0.0
110°-120°	0.0	0.0
120°-130°	0.0	0.0
130°-140°	0.0	0.0
140°-150°	0.0	0.0
150°-160°	0.0	0.0
160°-170°	0.0	0.0
170°-180°	0.0	0.0
0°-90°	5032.8	100.0
0°-180°	5032.8	100.0



REPORT NUMBER: P140628

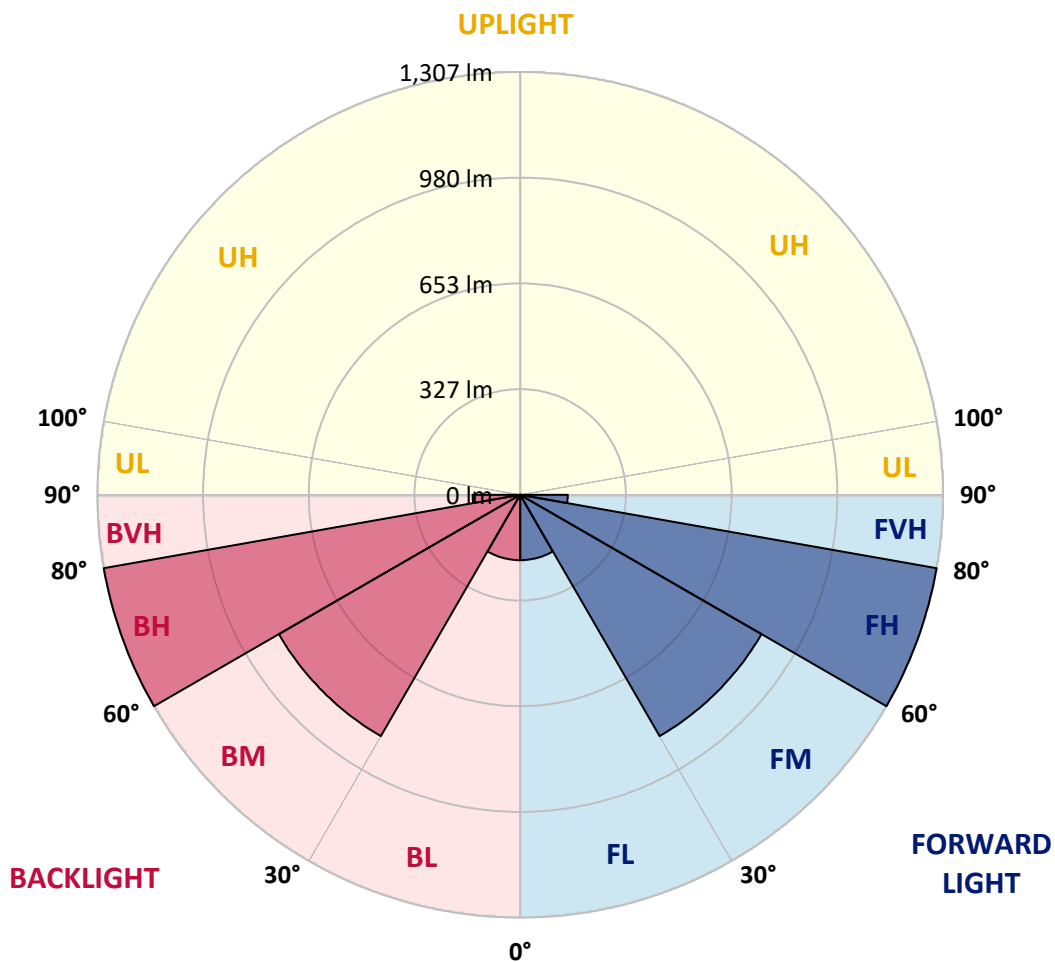
CATALOG NUMBER: EMM-E02-LED-E1-5XQ-8030

**LUMINAIRE CLASSIFICATION SYSTEM LUMEN TABLE AND BUG RATING:**

Zone	Lumens	% Fixture	Zone Rating/Lumen Limit		
			B	U	G
FL (0°-30°)	201.9	4.0			
FM (30°-60°)	860.9	17.1			
FH (60°-80°)	1306.5	26.0			G1/1800
FVH (80°-90°)	147.1	2.9			G2/225
BL (0°-30°)	201.9	4.0	B1/500		
BM (30°-60°)	860.9	17.1	B1/1000		
BH (60°-80°)	1306.5	26.0	B3/2500		G1/1800
BVH (80°-90°)	147.1	2.9			G2/225
UL (90°-100°)	0.0	0.0		U0/0	
UH (100°-180°)	0.0	0.0		U0/0	

**BUG Rating: B3-U0-G2**

Type V Short



REPORT NUMBER: P140628

CATALOG NUMBER: EMM-E02-LED-E1-5XQ-8030

**CANDELA DISTRIBUTION (FULL):**

	0°	5°	10°	15°	20°	25°	30°	35°	40°	45°	50°
0°	462.5	462.5	462.5	462.5	462.5	462.5	462.5	462.5	462.5	462.5	462.5
2.5°	464.2	464.8	464.2	463.6	463.6	463.1	463.1	463.1	463.6	462.5	462.5
5°	465.3	465.9	465.3	464.2	464.2	464.2	463.6	463.6	464.2	463.6	463.6
7.5°	467.0	467.6	467.0	465.9	465.9	465.3	464.8	464.8	465.9	464.8	464.8
10°	468.7	469.8	468.7	467.6	467.6	467.0	466.4	466.4	467.0	465.9	465.9
12.5°	471.5	471.5	470.9	470.4	470.4	469.8	469.3	468.7	468.1	467.6	467.0
15°	473.8	474.3	473.2	472.6	472.1	471.5	470.9	470.9	469.8	469.3	469.3
17.5°	476.6	477.1	476.0	474.9	474.9	473.8	473.2	473.2	472.1	471.5	470.9
20°	479.4	479.9	478.8	478.3	477.7	477.1	476.0	476.6	476.0	474.9	474.9
22.5°	482.8	482.8	482.2	481.6	481.6	481.1	480.5	481.6	480.5	480.5	479.9
25°	486.1	486.7	486.1	486.1	486.7	486.7	487.3	488.4	488.4	487.8	487.3
27.5°	493.5	493.5	493.5	493.5	495.1	495.1	495.7	497.4	498.0	498.0	498.0
30°	503.0	503.6	503.0	503.0	504.7	505.3	507.0	508.6	509.8	509.8	510.3
32.5°	517.1	516.5	517.1	518.2	519.3	520.5	522.1	525.0	526.7	527.2	527.2
35°	535.1	535.7	535.1	535.7	537.9	539.6	541.3	544.7	545.8	546.9	547.5
37.5°	561.5	563.2	562.1	562.1	564.9	566.0	568.3	571.1	573.4	574.5	573.9
40°	599.8	599.2	598.1	598.7	599.2	600.4	602.6	608.2	611.0	611.0	611.0
42.5°	643.7	644.2	642.6	642.0	642.6	643.7	647.1	651.6	656.1	654.9	655.5
45°	693.8	689.8	690.9	689.8	690.4	694.3	699.9	702.2	706.7	706.7	707.8
47.5°	742.7	741.0	740.5	739.9	741.6	745.5	752.3	759.6	763.5	765.8	767.5
50°	797.9	795.0	794.5	795.0	795.6	796.7	809.7	817.0	826.5	828.2	827.7
52.5°	851.3	849.1	847.9	847.9	850.2	854.1	867.6	879.4	890.1	896.9	894.1
55°	909.3	909.3	905.9	904.8	908.1	912.1	930.6	944.1	959.3	964.4	956.5
57.5°	968.9	968.3	963.3	961.6	964.4	974.5	990.3	1011.1	1027.4	1031.9	1027.4
60°	1027.4	1027.4	1024.6	1023.5	1026.3	1038.7	1057.8	1080.9	1100.6	1109.0	1101.7
62.5°	1094.4	1094.4	1087.1	1090.4	1094.4	1103.9	1128.1	1158.0	1184.4	1188.9	1182.1
65°	1170.3	1173.7	1168.1	1167.0	1172.0	1190.0	1217.6	1255.3	1286.2	1298.1	1287.9
67.5°	1286.2	1281.2	1274.4	1271.6	1279.5	1296.4	1330.1	1379.6	1425.2	1436.5	1424.7
70°	1406.7	1401.6	1399.3	1408.3	1425.2	1460.7	1512.4	1581.6	1645.2	1672.2	1647.5
72°	1360.5	1353.8	1352.1	1371.2	1403.8	1461.8	1557.4	1668.9	1770.1	1807.8	1761.1
72.5°	1336.9	1331.3	1330.7	1348.7	1384.1	1442.7	1536.6	1651.4	1760.0	1801.1	1751.0
75°	1241.2	1235.6	1241.2	1261.5	1296.9	1360.0	1455.6	1563.1	1661.0	1698.7	1649.7
77.5°	1109.0	1098.9	1103.9	1132.1	1171.5	1240.1	1341.4	1468.5	1563.1	1552.9	1480.4
80°	885.1	862.6	886.8	895.2	940.2	986.3	1084.2	1141.1	1173.7	1175.4	1123.6
82.5°	386.5	395.6	425.9	451.3	483.3	536.8	576.2	637.5	709.0	742.1	702.2
85°	25.3	31.5	50.1	59.6	82.7	100.7	144.6	210.4	253.8	290.3	244.8
87.5°	4.5	6.2	11.3	13.5	14.6	16.3	16.3	22.5	23.6	19.1	21.4
90°	0.0	0.0	0.0	0.0	0.0	0.0	0.0	0.0	0.0	0.0	0.0



REPORT NUMBER: P140628

CATALOG NUMBER: EMM-E02-LED-E1-5XQ-8030

**CANDELA DISTRIBUTION (continued):**

	55°	60°	65°	70°	75°	80°	85°	90°
0°	462.5	462.5	462.5	462.5	462.5	462.5	462.5	462.5
2.5°	462.5	462.5	463.1	462.5	462.5	462.5	461.9	461.9
5°	463.1	463.1	463.6	463.6	463.1	463.1	463.1	463.1
7.5°	464.8	464.2	464.8	464.8	464.2	464.2	463.6	464.2
10°	465.3	465.3	465.9	465.9	465.3	465.3	465.3	465.3
12.5°	467.0	467.0	467.0	467.6	467.0	467.0	467.6	467.0
15°	468.7	468.1	468.1	468.1	468.1	468.7	468.7	469.3
17.5°	470.4	470.4	469.8	470.4	470.4	470.9	470.9	470.9
20°	473.8	473.2	472.1	473.2	473.2	473.2	473.2	473.8
22.5°	478.8	477.7	476.6	476.6	476.0	476.6	476.0	476.0
25°	486.1	484.5	482.8	482.2	481.6	481.1	480.5	481.1
27.5°	496.8	494.6	492.3	491.2	490.6	489.5	489.0	489.0
30°	508.6	507.0	503.6	502.5	500.8	499.1	499.1	498.5
32.5°	526.7	524.4	520.5	518.8	516.0	514.3	513.7	513.7
35°	545.2	542.4	540.7	538.5	535.1	533.4	532.8	532.8
37.5°	573.4	570.0	567.7	564.9	564.3	562.1	562.1	562.1
40°	609.9	607.1	604.3	602.0	600.4	598.7	596.4	596.4
42.5°	654.9	650.4	648.7	645.9	643.7	642.0	640.9	640.9
45°	704.5	700.5	698.3	694.3	693.8	692.6	690.4	690.4
47.5°	760.2	754.5	750.0	748.9	746.1	743.3	742.1	742.7
50°	820.9	811.4	805.2	805.2	801.8	797.9	798.4	797.9
52.5°	883.4	872.7	864.8	859.2	855.2	854.7	855.2	854.7
55°	946.4	935.1	925.6	919.4	915.4	911.5	910.9	910.9
57.5°	1011.7	997.6	982.4	976.8	972.8	970.6	970.6	971.2
60°	1085.4	1062.3	1043.2	1035.9	1033.0	1034.2	1033.6	1034.2
62.5°	1160.2	1133.8	1111.3	1102.8	1098.9	1098.3	1102.8	1104.5
65°	1254.7	1222.1	1196.8	1181.0	1181.0	1179.3	1184.4	1182.1
67.5°	1378.0	1331.8	1300.9	1275.6	1276.1	1277.8	1285.1	1284.6
70°	1587.8	1506.2	1448.9	1405.5	1388.6	1377.4	1375.1	1375.1
72°	1652.5	1531.0	1436.5	1368.4	1333.5	1312.1	1305.9	1299.2
72.5°	1635.7	1510.7	1415.1	1344.2	1308.2	1286.8	1277.2	1268.8
75°	1529.3	1389.8	1285.7	1211.4	1171.5	1145.6	1140.5	1136.6
77.5°	1349.3	1225.5	1118.0	1040.9	1001.0	967.8	954.3	953.1
80°	1040.4	929.0	846.2	786.0	750.0	725.3	726.4	718.5
82.5°	613.9	519.9	449.0	368.5	315.7	285.3	266.1	263.9
85°	180.6	122.7	78.2	56.3	40.5	30.4	22.5	20.3
87.5°	16.3	12.9	10.7	9.0	8.4	7.3	4.5	3.4
90°	0.0	0.0	0.0	0.0	0.0	0.0	0.0	0.0

(END OF REPORT)